

Specification SMOK NFIX PRO KIT

Nfix PRO KIT

PERFORM
to ITS FULLEST



Airflow
Adjustable



LP1 Coils
Compatible



5W 25W
Variable Wattage
5W-25W



Leak proof
Technology



The Nfix PRO couples exceptional performance with a classic, minimalist design. It adopts a simplistic body design with high-gloss finish, accompanied by refined sandblasting oxidation technique for decent luxury. Powered by a 700mAh built-in battery, it features an adjustable power from 5W to 25W. It offers an adjustable airflow control allowing you to adjust the intake volume and customize the draw. Innovation keeps changing the vaping experience.

9 COLORS AVAILABLE



Black



Grey



Blue Green



Cyan Pink



Blue Gold



Gold Red



Silver Blue




Blue Purple



Green Gold

SPECIFICATIONS




Nfix PRO KIT



Size: 110.45*22*13.2mm
Weight: 35.2g
Battery Capacity: 700mAh
Resistance Range: 0.6Ω-3.0Ω
Power Range: 5W-25W
Standby Current: <50uA


Input Voltage: 3.3V-4.2V
Output Voltage: 2.0V-4.0V
Charging Voltage: 5V±0.2V
Charging Current: Max 0.70A
Overcharge Voltage: 4.3V±0.05V
Over-discharge Voltage: 2.4V±0.05V
Overcharge Current: 1.75A±0.6A

THE KIT INCLUDES



Standard Edition

- 1 x Nfix PRO Device (700mAh)
- 1 x Nfix PRO Pod (LP1 Meshed 0.9Ω MTL Coil Preinstalled) (2ml)
- 1 x LP1 Meshed 1.2Ω MTL Coil
- 1 x Type-C Cable
- 1 x User Manual



EU Standard Edition

- 1 x Nfix PRO Device (700mAh)
- 1 x Nfix PRO Pod (LP1 Meshed 0.9Ω MTL Coil Preinstalled) (2ml)
- 1 x LP1 Meshed 1.2Ω MTL Coil
- 1 x Type-C Cable
- 1 x User Manual





This product contains nicotine which is a highly addictive substance

EU 2ML Edition

- 1 x Nfix PRO Device (700mAh)
- 1 x Nfix PRO Pod (LP1 Meshed 0.9Ω MTL Coil Preinstalled) (2ml)
- 1 x LP1 Meshed 1.2Ω MTL Coil
- 1 x Type-C Cable
- 1 x User Manual



WARNING: This product delivers nicotine. Nicotine is highly addictive.
AVERTISSEMENT: Ce produit fournit de la nicotine. La nicotine crée une forte dépendance.

CA 2ML Edition

- 1 x Nfix PRO Device (700mAh)
- 1 x Nfix PRO Pod (LP1 Meshed 0.9Ω MTL Coil Preinstalled) (2ml)
- 1 x LP1 Meshed 1.2Ω MTL Coil
- 1 x Type-C Cable
- 1 x User Manual



COMPONENTS





ELEGANCE IN THE PALM OF YOUR HAND

With its outstanding color scheme, the Nfix PRO presents dazzling colors, for a better look and more comfortable hand feel. Get the look to fit your style, helping you to shine in any occasions.




AN EXCITING SLIDE

Simply move the slider to increase or decrease the amount of air intake, so every inhalation is completely satisfied.



FUEL YOUR LIFE

Be ready to go after just 70 minutes for a full charge via the 0.7A charging current.



ALWAYS KEEP GOING

The 700mAh battery lets you perform well in every puff while allowing you to enjoy your favorite flavors.





A 0.69INCH DISPLAY OF CLARITY

The 0.69inch OLED screen grants you more clear and intuitive vape data.

25W MAX POWER OUTPUT

Press the Power Button 3 times to enter the power setting interface.

Press the Power Button to adjust the power from 5W to 25W.



DRAW-ACTIVATED MODE

Inhale through the mouthpiece to enjoy the real taste of every puff, and check the time of each puff via the screen display, with the white light on.



GO SMOOTHLY, PERFORM POWERFULLY

The LP1 coil series, whether the dual coil or meshed coil, seamlessly cooperates with the Nfix PRO pod ensure the abundance of flavor and vapor in the pod.



COIL INTRODUCTION



LP1 Meshed 0.9Ω MTL Coil
(Included)

Work on a leak-proof vaping experience
Balanced heat distribution
More delicate flavor
Wattage: BEST 15W



LP1 Meshed 1.2Ω MTL Coil

Work on a leak-proof vaping experience
Enlarged contact area for better atomization
Wattage: 10-15W



LP1 Meshed 0.8Ω Coil
(Optional)

Work on a leak-proof vaping experience
Meshed coil for a softer flavor
Wattage: BEST 12W



LP1 DC 0.8Ω MTL Coil
(Optional)

Work on a leak-proof vaping experience
Less vapor and intense flavor
Wattage: 12-25W

HOW TO FILL WITH E-LIQUID?

Do not inhale immediately after filling the tank. Let it stand for several minutes to get the cotton completely saturated.

- 1) Open the slot on the pod by pulling back the rubber plug.
- 2) Inject up to 2ml/ 0.07 fl oz of e-liquid into the slot and press the rubber plug back carefully and firmly.
- 3) Firmly push the pod back into the device.
- 4) Wait 2-3 minutes before vaping.



**This product contains nicotine
which is a highly addictive substance**